




# How to connect with your provider?

Choose your device and follow instructions to connect to a telehealth visit.

## Web Browser

Type [zoom.US.com](https://zoom.us) in your internet browser.

Click **Join a Meeting**



- Enter the **meeting ID** and **Passcode** number (if there is one) and your name.

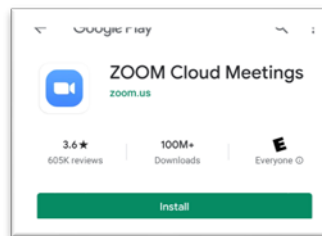
- Select if you would like to connect audio and/or video and click **Join**.

## Android

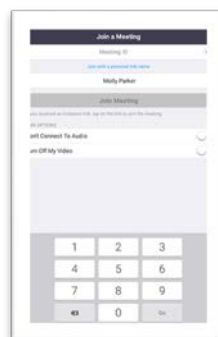
To download Zoom, go to Google Play Store on your device. Search “Zoom”



Choose “zoom cloud meetings” and click “install”, then “open”



- Tap **Join a Meeting**
- Enter the **meeting ID**, password and your display name.
- Turn internet audio (Left bottom) and video on
- Tap **Join Meeting**.

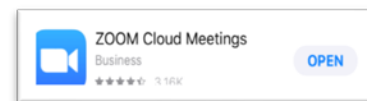


## iOS

To download Zoom, go to the App Store on your device. Search “Zoom”



Choose “zoom cloud meetings” and click “install”, then “open”



- Tap **Join a Meeting**
- Enter the **meeting ID**, password and your display name.
- Turn internet audio (Top of screen) and video on.
- Tap **Join Meeting**.

